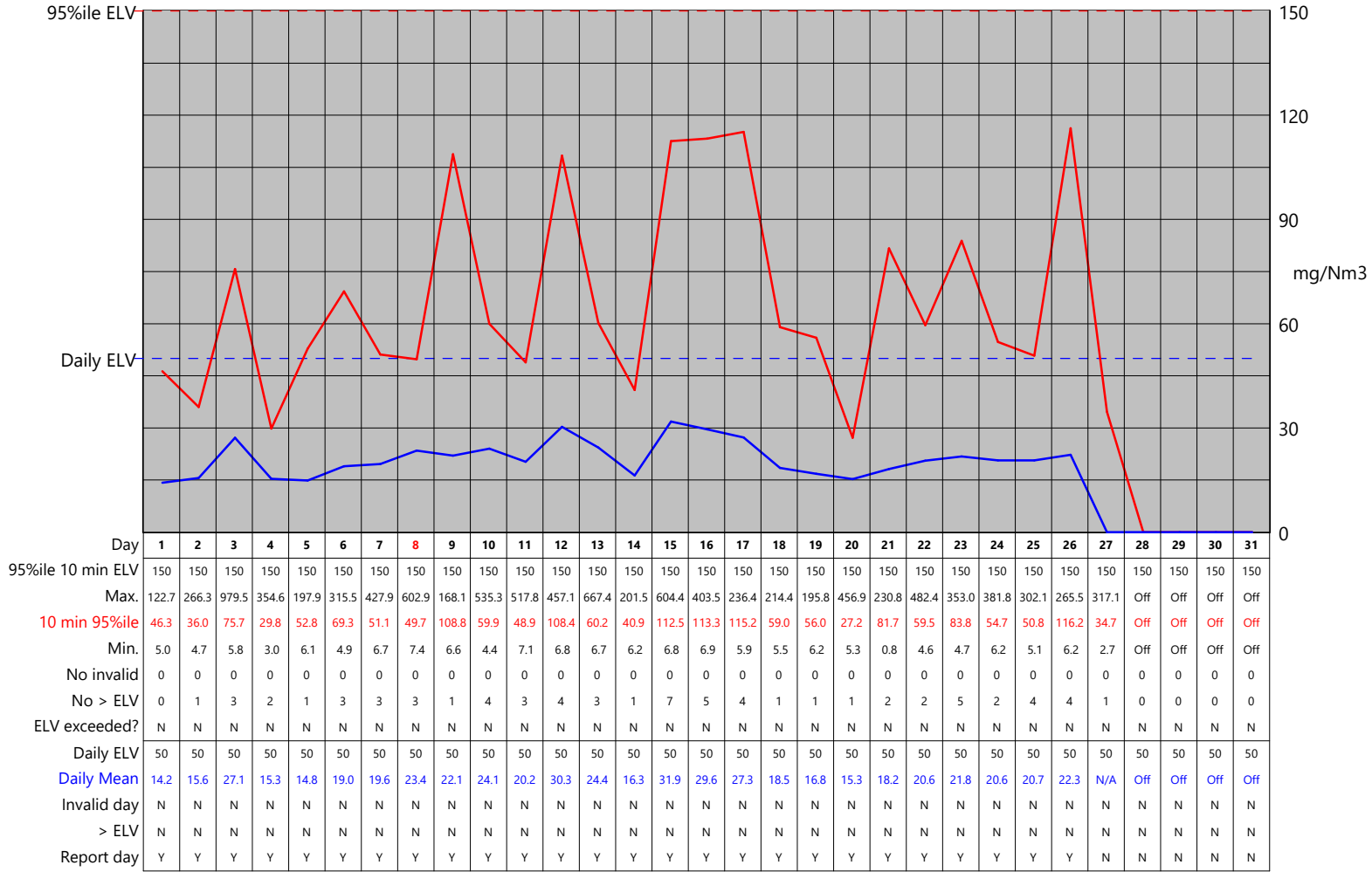
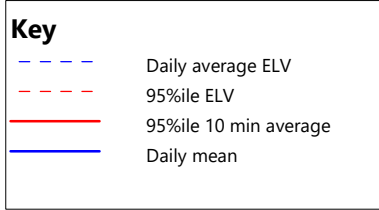


Reporting of Continuously Monitored Emissions to Air for CO, Emission Point Line 3 Rep. for Oct, 2024



Month summary	
10 minute data	
Monthly max.	979.5
Monthly mean	20.9
Monthly min.	0.8
Total invalid	0
Sum > ELV	71
Total %ile exceed.	0
Daily ELV	
Monthly max	31.9
No. invalid days	0
No. > ELV	0
No. report days	26

This report contains repaired data, see additional sheet.

Signature

(authorised to sign as representative of Operator)

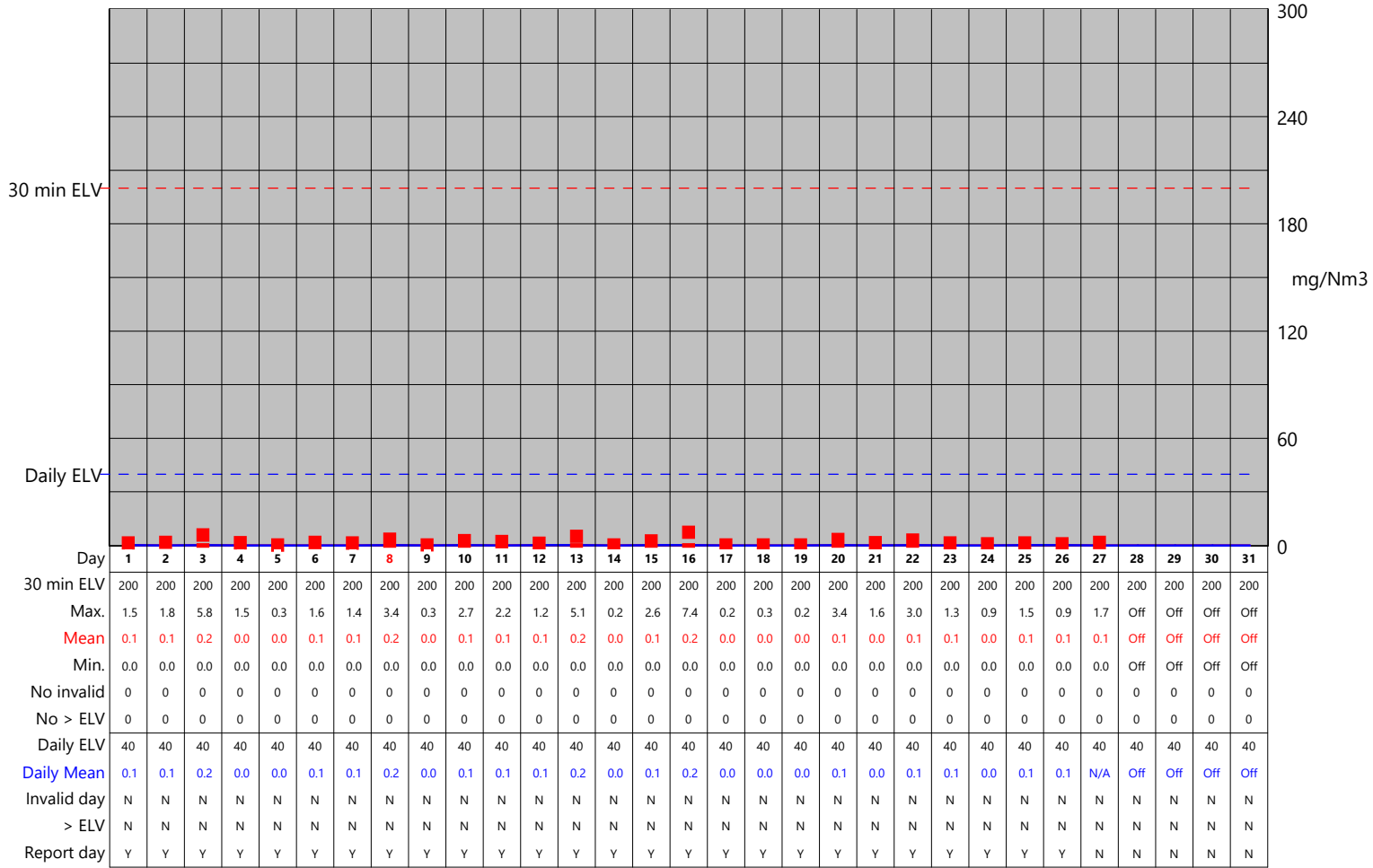
Date 04/11/2024



Reporting of Continuously Monitored Emissions to Air for SO₂, Emission Point Line 3 Rep. for Oct, 2024

Key


- - - Daily average ELV
- - - 30 min. average ELV
- Mean 30 min. average
- Max. 30 min average
- Min. 30 min average
- Daily mean



Month summary	
30 min ELV	
Monthly max.	7.4
Monthly mean	0.1
Monthly min.	0.0
Total invalid	0
Sum > ELV	0
Daily ELV	
Monthly max	0.2
No. invalid days	0
No. > ELV	0
No. report days	26

This report contains repaired data, see additional sheet.

Signature

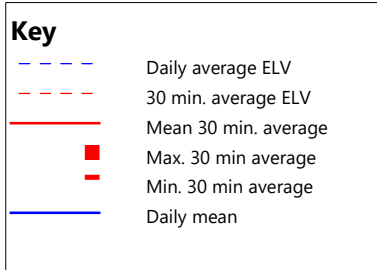

 (authorised to sign as representative of Operator)

Date 04/11/2024

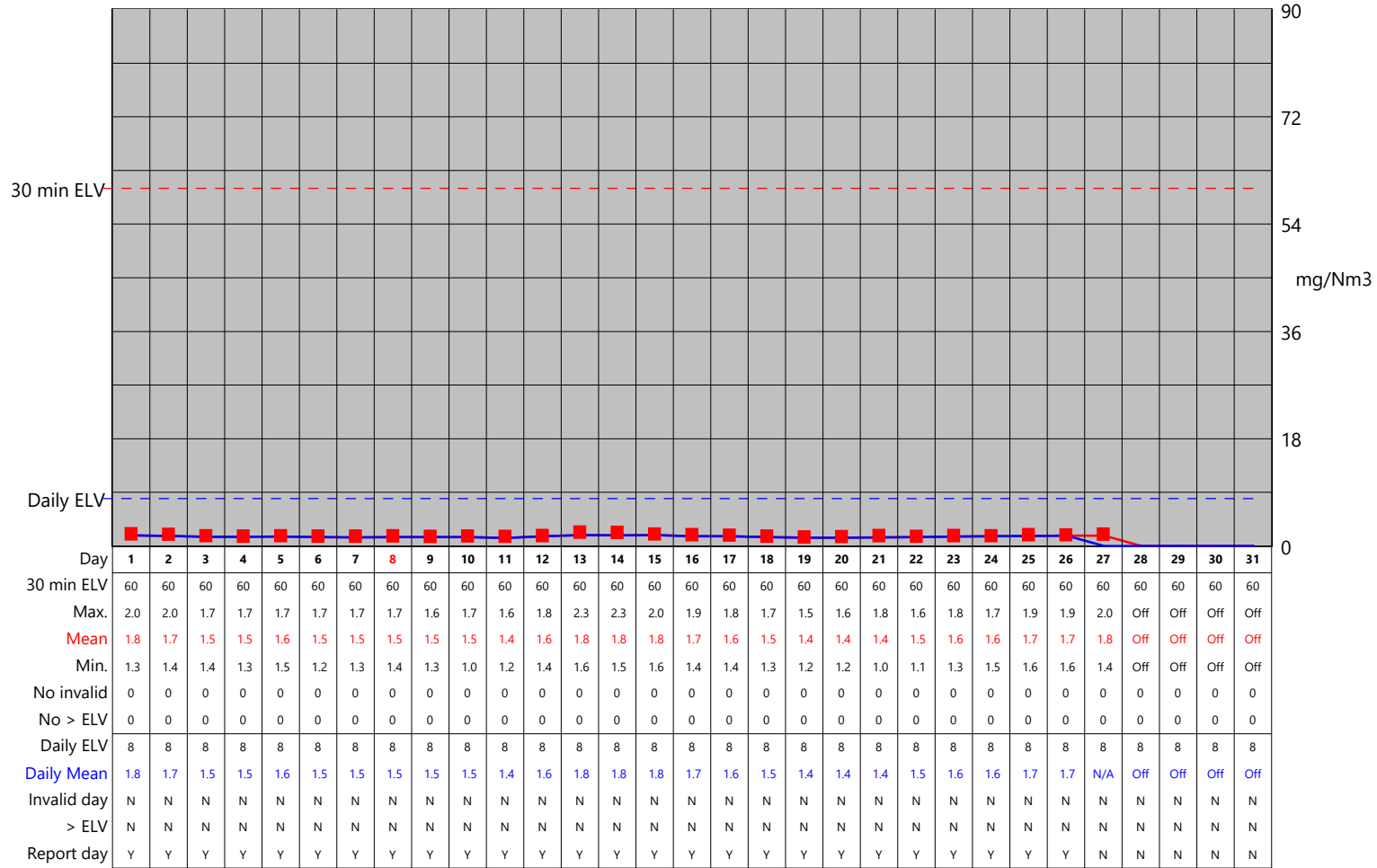


THE ENVIRONMENT AGENCY'S
 MONITORING CERTIFICATION SCHEME
 Certificate No: MC080130/04

Reporting of Continuously Monitored Emissions to Air for HCl, Emission Point Line 3 Rep. for Oct, 2024




Month summary	
30 min ELV	
Monthly max.	2.3
Monthly mean	1.6
Monthly min.	1.0
Total invalid	0
Sum > ELV	0
Daily ELV	
Monthly max	1.8
No. invalid days	0
No. > ELV	0
No. report days	26



This report contains repaired data, see additional sheet.

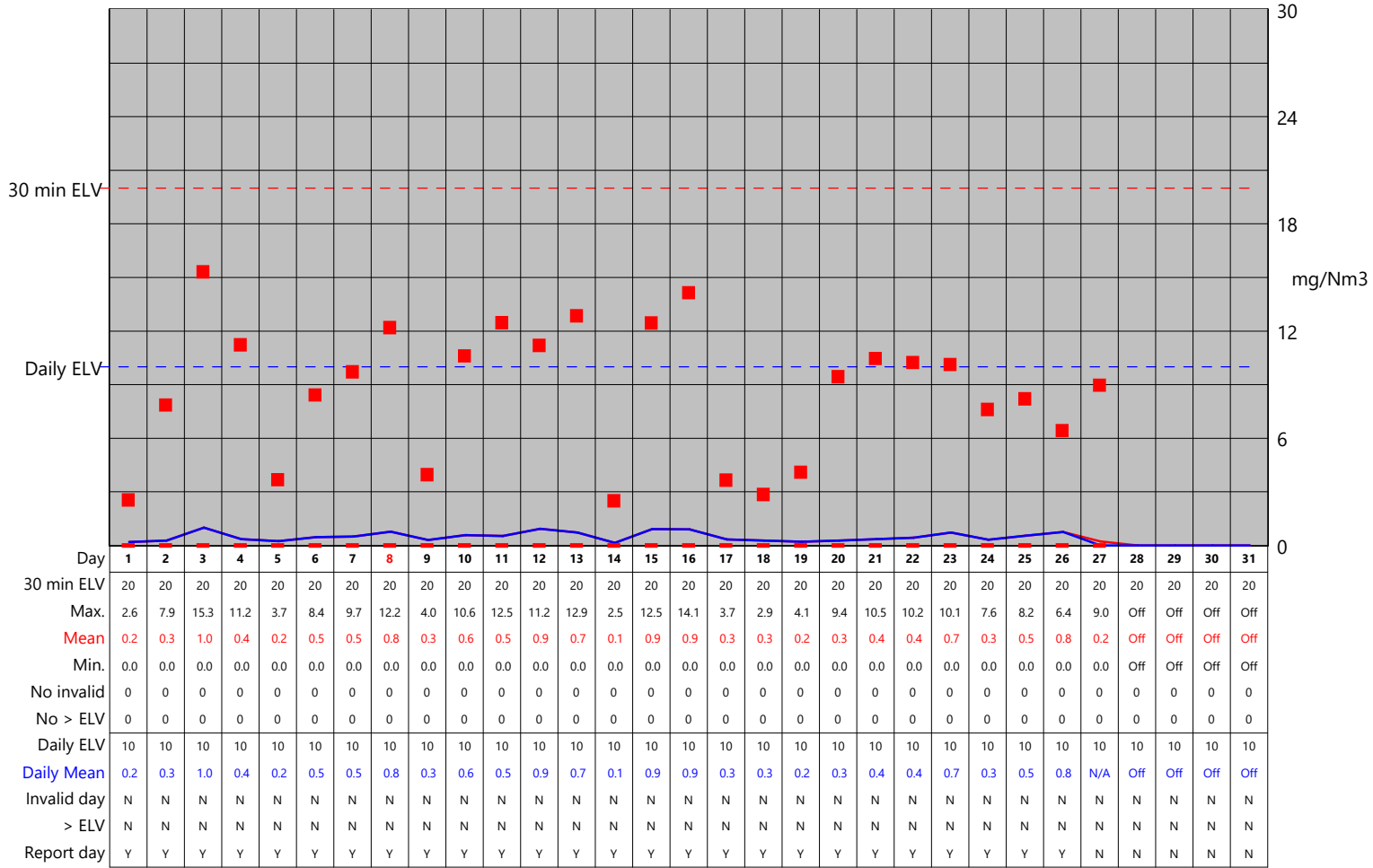
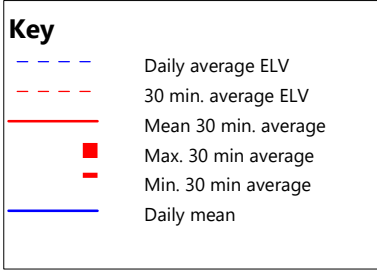
Signature


 (authorised to sign as representative of Operator)

Date 04/11/2024




Reporting of Continuously Monitored Emissions to Air for TOC, Emission Point Line 3 Rep. for Oct, 2024



Month summary	
30 min ELV	
Monthly max.	15.3
Monthly mean	0.5
Monthly min.	0.0
Total invalid	0
Sum > ELV	0
Daily ELV	
Monthly max	1.0
No. invalid days	0
No. > ELV	0
No. report days	26

This report contains repaired data, see additional sheet.

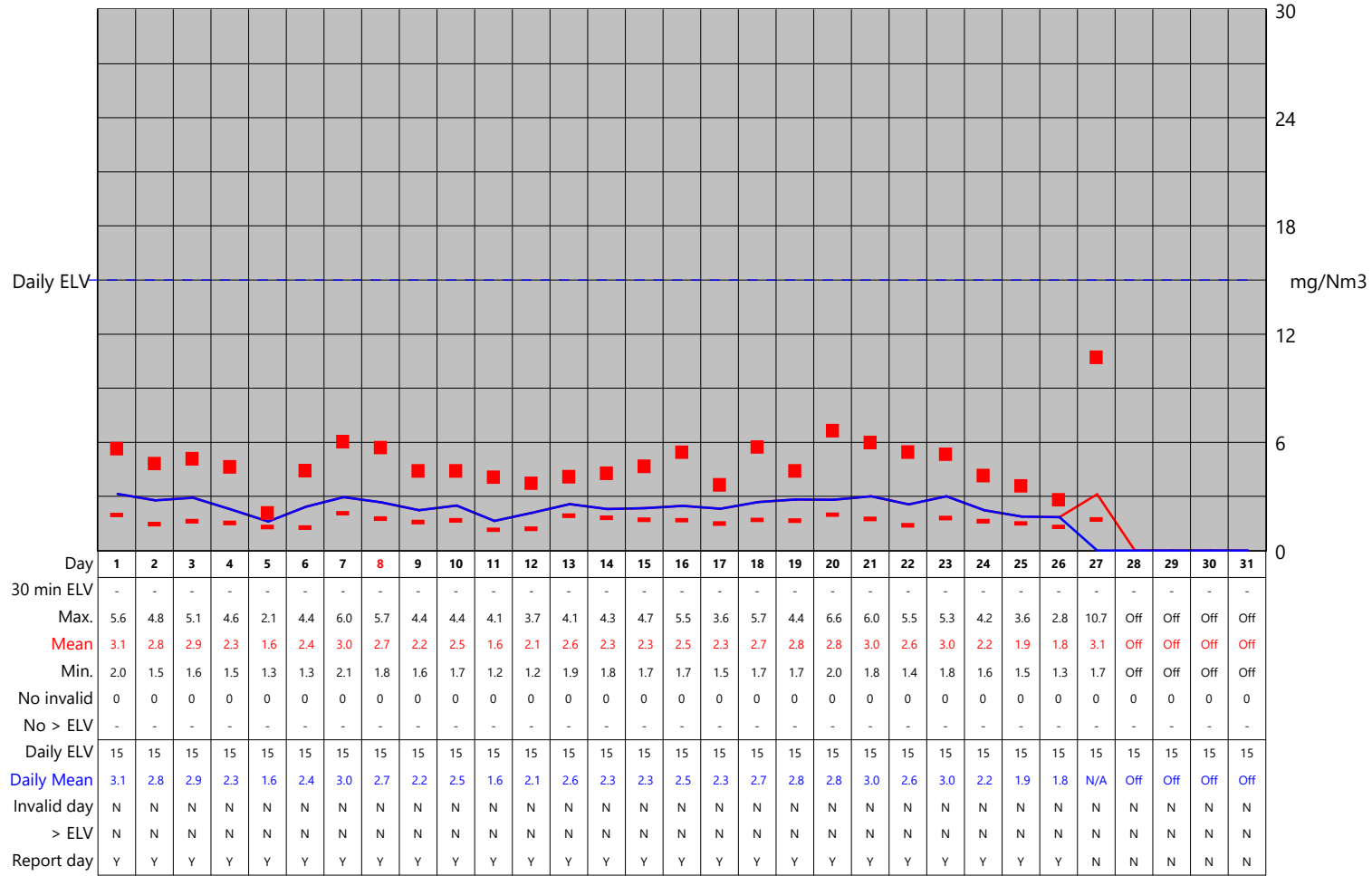
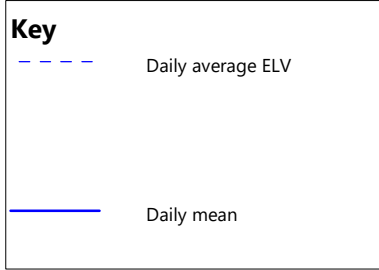
Signature


 (authorised to sign as representative of Operator)

Date 04/11/2024




Reporting of Continuously Monitored Emissions to Air for NH₃ , Emission Point Line 3 Rep. for Oct, 2024



Month summary	
30 min ELV	
Monthly max.	10.7
Monthly mean	2.5
Monthly min.	1.2
Total invalid	0
Sum > ELV	0
Daily ELV	
Monthly max	3.1
No. invalid days	0
No. > ELV	0
No. report days	26

This report contains repaired data, see additional sheet.

Signature


 (authorised to sign as representative of Operator)

Date 04/11/2024



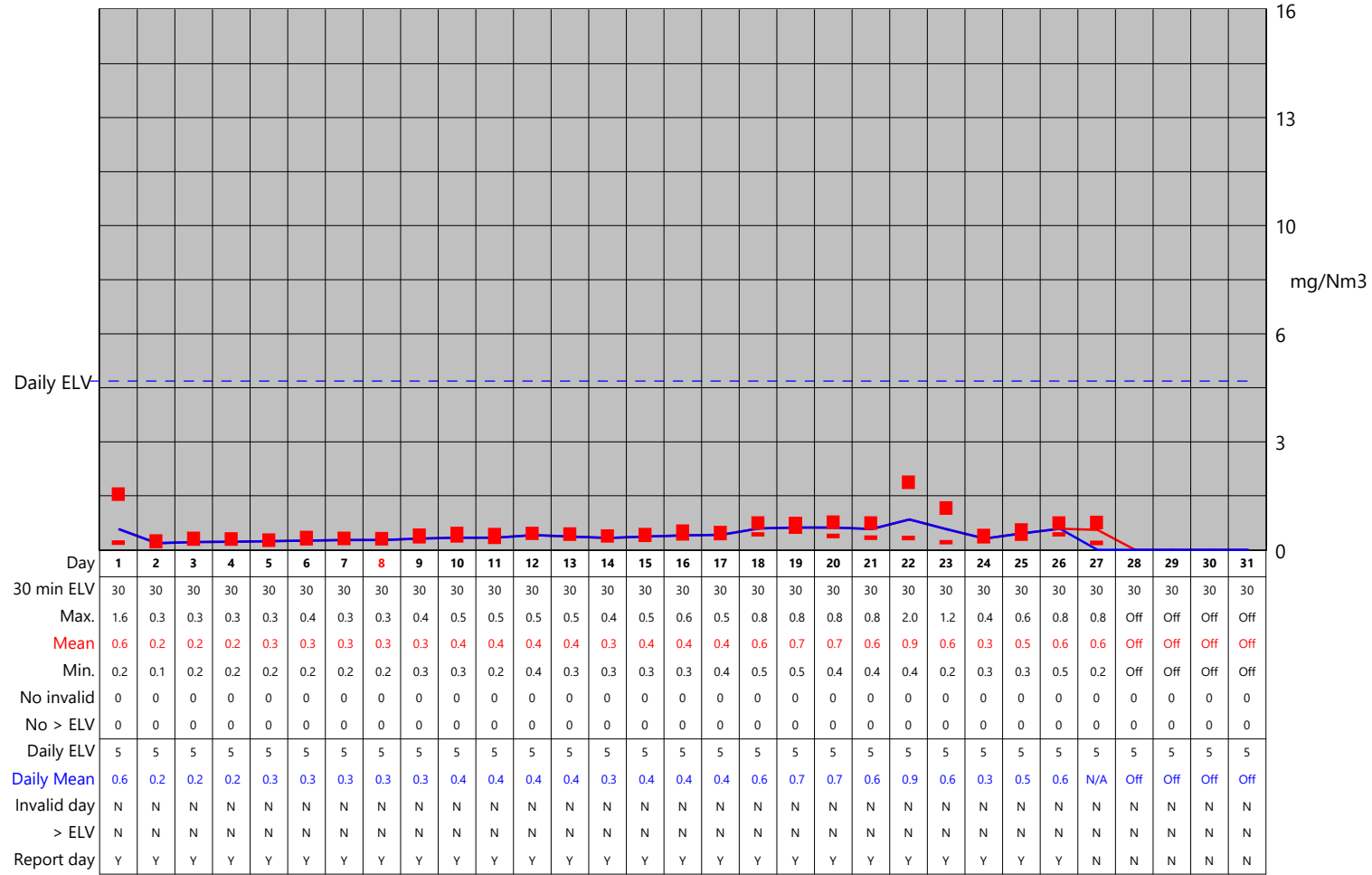
MERCERTS
 THE ENVIRONMENT AGENCY'S
 MONITORING CERTIFICATION SCHEME
 Certificate No: MC080130/04

Reporting of Continuously Monitored Emissions to Air for Dust, Emission Point Line 3 Rep. for Oct, 2024

Key

- - - Daily average ELV
- - - 30 min. average ELV
- Mean 30 min. average
- Max. 30 min average
- Min. 30 min average
- Daily mean

Month summary	
30 min ELV	
Monthly max.	2.0
Monthly mean	0.4
Monthly min.	0.1
Total invalid	0
Sum > ELV	0
Daily ELV	
Monthly max	0.9
No. invalid days	0
No. > ELV	0
No. report days	26



This report contains repaired data, see additional sheet.

Signature

[Signature]
 (authorised to sign as representative of Operator)

Date 04/11/2024



MERCERTS
 THE ENVIRONMENT AGENCY'S
 MONITORING CERTIFICATE SCHEME
 Certificate No: MC080130/04